


L6E

FEATURES

- Aluminium-Alloy IP65 single point load cell
- Colourless anodized
- Suitable for pricing scales, bench scales, etc.
- Maximum platform size: 400 x 400mm

AVAILABLE MODELS

Capacity	Accuracy	Full article description
50 kg	C3/C4/C5	L6E-C3/C4/C5-50kg-2B
60 kg	C3/C4/C5	L6E-C3/C4/C5-60kg-2B
80 kg	C3/C4/C5	L6E-C3/C4/C5-80kg-2B
100 kg	C3/C4/C5	L6E-C3/C4/C5-100kg-2B
150 kg	C3/C4/C5	L6E-C3/C4/C5-150kg-2B
200 kg	C3/C4/C5	L6E-C3/C4/C5-200kg-2B
300 kg	C3/C4/C5	L6E-C3/C4/C5-300kg-2B



Certificate no. 11-062

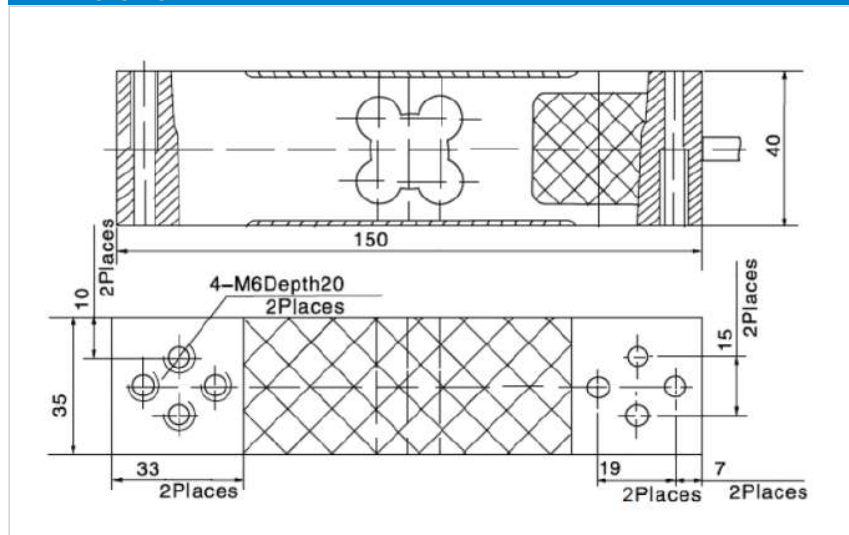


test certificate no. TC7838 Revision 0
C of C no R60/2000-NL1-10.22

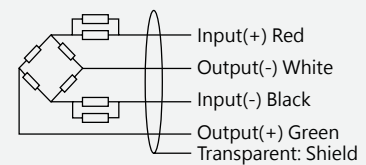
SPECIFICATION

Accuracy class	Output sensitivity (=FS)	OIML R60 C3		OIML R60 C4		OIML R60 C5	
		50/60/80/100	150/200/300	50/60/80/100	150/200/300	50/60/80/100	150/200/300
	mV/V	2.0 ± 0.2					
Maximum capacity (E _{max})	kg	50/60/80/100	150/200/300	50/60/80/100	150/200/300	50/60/80/100	150/200/300
Maximum number of load cell intervals (nLC)		3000		4000		5000	
Ratio of minimum LC verification interval Y=E _{max} / V _{min}		10000		15000		20000	
Combined error	%FS	± 0.02		± 0.015		± 0.01	
Minimum dead load	%FS	0					
Safe overload	%FS	120					
Ultimate overload	%FS	150					
Zero balance	%FS	< ± 2.0					
Excitation, recommended voltage	V	5 ~ 12 (DC)					
Excitation maximum	V	18					
Input resistance	Ω	406 ± 6					
Output resistance	Ω	350 ± 3					
Insulation resistance	MΩ	≥ 5000 (50VDC)					
Compensated temperature	°C	-10 ~ +40					
Operating temperature	°C	-35 ~ +65					
Storage temperature	°C	-40 ~ +70					
Element material		Aluminium					
Recommended torque on fixation	N.m	M6:10					
Ingress protection (according to EN 60529)		IP65					

DIMENSIONS IN MM



WIRING



- Shielded, 4 conductor cable.
- Cable diameter: Ø5.3mm
- Standard cable length: 2m
- Shield is not connected to element
- Cable jacket in PVC